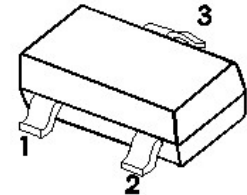


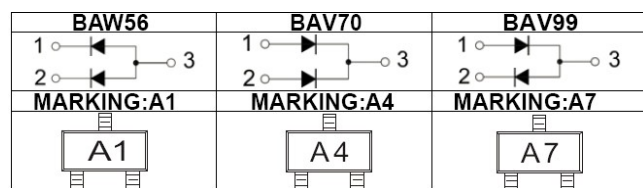
## 225mW Surface Mount Small Switching Diode

**SOT-23**
**Features**

- 6nS; Fast Switching Device (TRR <6nS)
- Power Dissipation of 225mW
- High Stability and High Reliability
- Low reverse leakage


**Mechanical Data**

- SOT-23 Small Outline Plastic Package
- Epoxy UL: 94V-0
- Mounting Position: Any

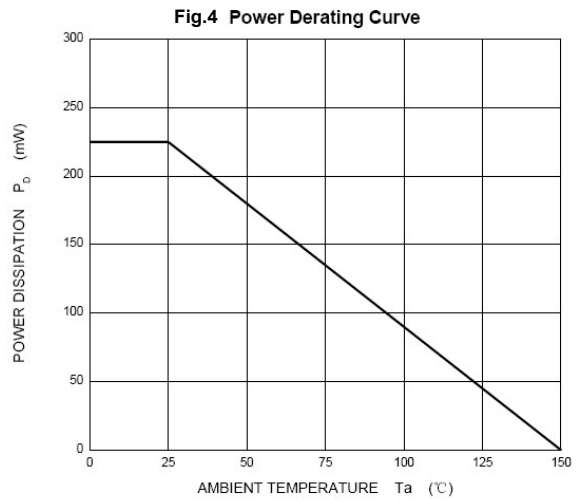
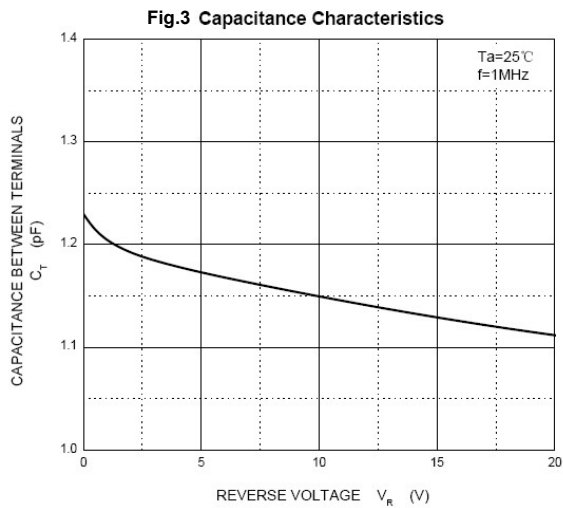
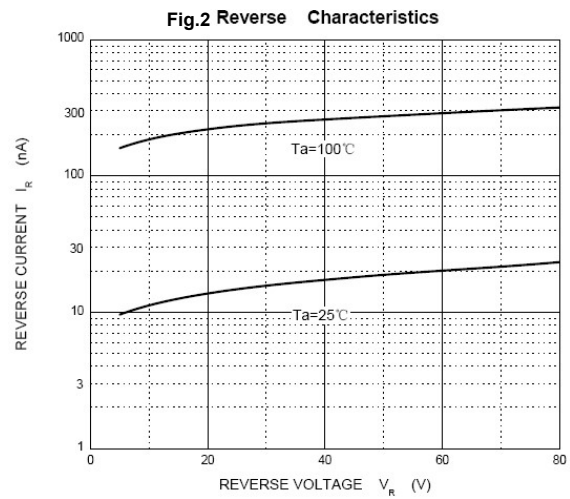
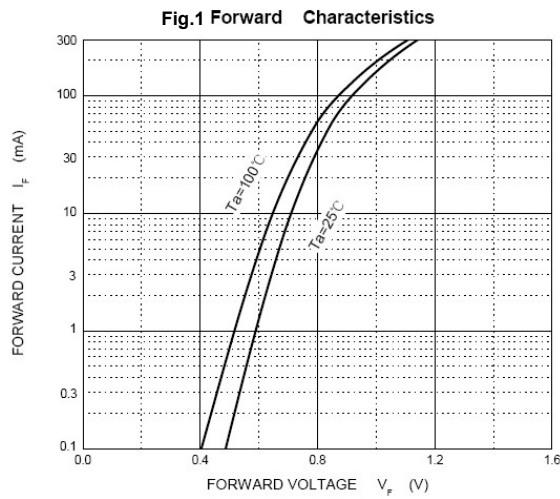

**Maximum Ratings & Thermal Characteristics** (Ratings at 25°C ambient temperature unless otherwise specified.)

Parameters	Symbol	Value	Unit
Reverse Voltage	VR	100	V
Power Dissipation	Pd	225	mW
Operating junction temperature	Tj	150	°C
Storage temperature range	Ts	-65-+150	°C
Average Rectified Current	IO	200	mA
Non-repetitive Peak Forward Current	IFM	400	mA
Peak Forward Surge Current @tp=1ms; TA=25°C	IFSM	2.0	A
Typical thermal resistance	RθJA	500	°C/W

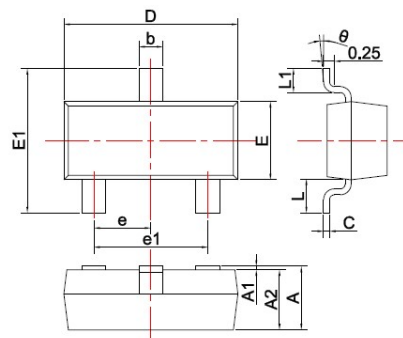
Valid provided that electrodes are kept at ambient temperature.

**Electrical Characteristics** (Ratings at 25°C ambient temperature unless otherwise specified.)

Parameters	Symbol	Test Condition	Limits		Unit
			Min	Max	
Reverse Voltage	VRB	IB=100uA	100	---	V
Reverse Leakage Current	IR	VR=100V	---	1.0	uA
Forward Voltage	VF	IF=1mA	---	0.715	V
		IF=10mA	---	0.855	
		IF=50mA	---	1.00	
		IF=150mA	---	1.25	
Reverse Recovery Time	TRR	IF= IR=10mA,RL=100Ω IRR=0.1xIR	---	6	nS
Capacitance	CT	VR=0V, f=1MHZ	---	1.5	pF

**Typical Characteristics**

**SOT-23 PACKAGE OUTLINE**

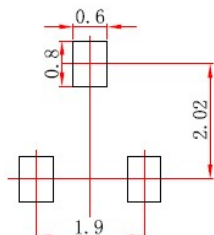
Plastic surface mounted package



SYMBOL	DIMENSIONS	
	MIN.	MAX.
A	0.900	1.150
A1	0.000	0.100
A2	0.900	1.050
b	0.300	0.500
c	0.080	0.150
D	2.800	3.000
E	1.200	1.400
E1	2.250	2.650
e	0.950TYP	
e1	1.800	2.000
L	0.550REF	
L1	0.300	0.500
θ	0°	8°

Unit: mm

Precautions: PCB Design(Recommended land dimensions for SOT-23 diode. Electrode patterns for PCBs)



- Note:
1. Controlling dimension: In millimeters.
  2. General tolerance: ± 0.05mm.
  3. The pad layout is for reference purposes only.

## Disclaimer

DACO Semiconductor reserves the right to make modifications, enhancements, improvements, corrections, or other changes to this document and any product described herein without prior notice. For the most up-to-date version, please visit our website.

DACO Semiconductor makes no warranty, representation, or guarantee regarding the suitability of its products for any particular purpose, nor does DACO Semiconductor assume any liability arising out of the application or use of any product or circuit, and specifically disclaims any liability, including without limitation special, consequential or incidental damages.

Purchasers are responsible for its products and applications using DACO Semiconductor products, including compliance with all laws, regulations, and safety requirements or standards, regardless of any support or application information provided by DACO Semiconductor. "Typical" parameters that may be provided in DACO Semiconductor datasheets and/or specifications can and do vary in different applications and actual performance may vary over time. All operating parameters, including "Typical" must be validated for each customer application by the customer's technical experts.

DACO Semiconductor products are not designed, authorized, or warranted to be suitable for use in life support, life-critical or safety-critical systems, or equipment, nor in applications where failure or malfunction of DACO Semiconductor's product can reasonably be expected to result in personal injury, death or severe property or environmental damage. DACO Semiconductor accepts no liability for the inclusion and/or use of DACO Semiconductor's products in such equipment or applications and therefore such inclusion and/or use is at the customer's own risk.

Purchasers who buy or use DACO Semiconductor products for any unintended or unauthorized applications are required to indemnify and absolve DACO Semiconductor, its suppliers, and distributors from any claims, costs, damages, expenses, and reasonable attorney fees arising out of, directly or indirectly, any claim of personal injury or death associated with such unintended or unauthorized use, even if such claim alleges that DACO Semiconductor was negligent regarding the design or manufacture of the part.

No part of this publication may be reproduced or transmitted in any form or by any means, electronic or mechanical, including photocopying and recording, or by any information storage and retrieval system, or otherwise, without the prior written permission of DACO Semiconductor Co., Ltd.