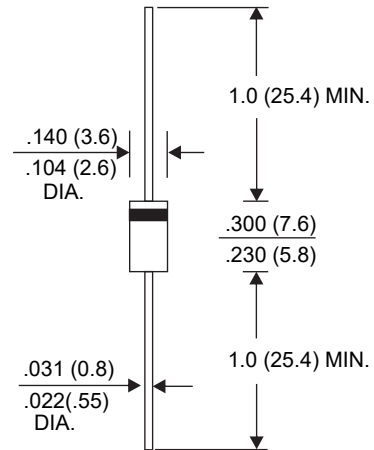


50 to 1000 V 1.5 A
FEATURES

- Low forward voltage drop
- High current capability
- High reliability
- High surge current capability

MECHANICAL DATA

- Case: Molded plastic
- Epoxy: UL 94V-O rate flame retardant
- Lead: Axial leads, solder able per MIL-STD-202, Method 208 guaranteed
- Polarity: Color band denotes cathode end

DO-15(DO-204AC)


Dimensions in inches and (millimeters)

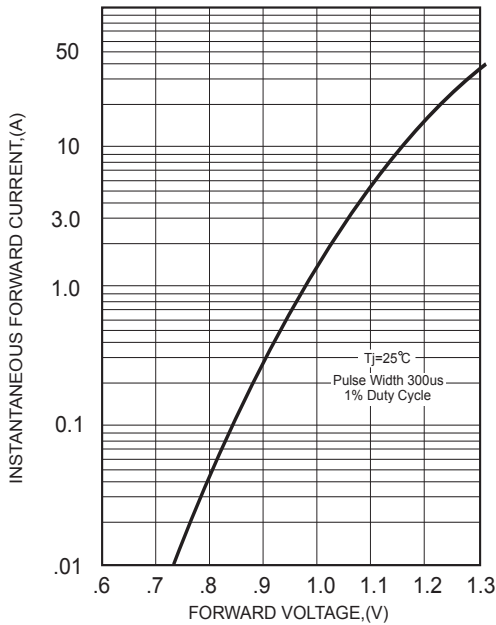
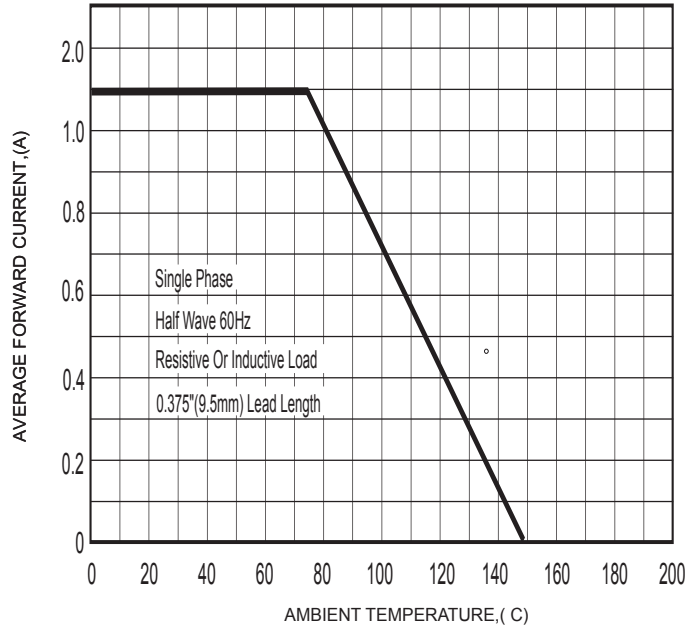
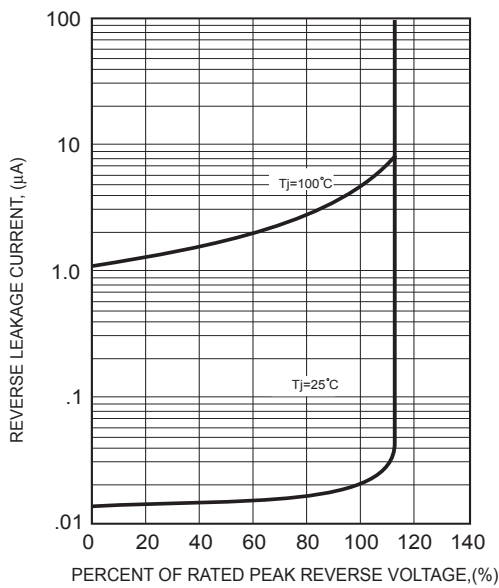
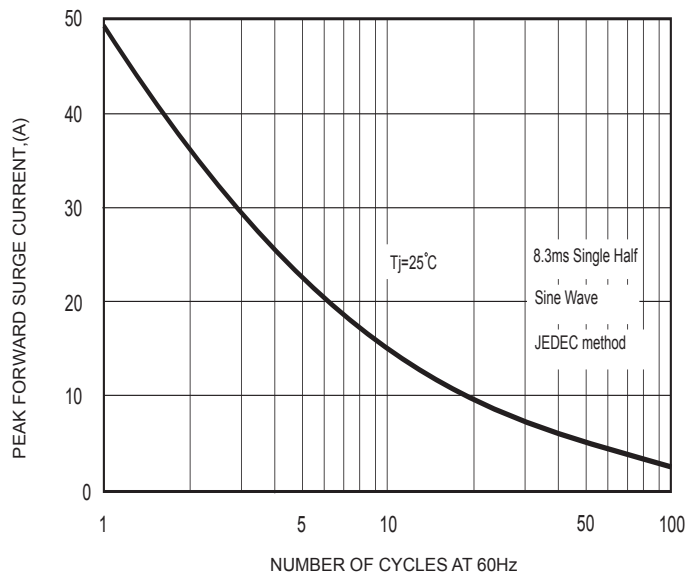
Maximum Ratings and Electrical Characteristics

Ratings at 25°C ambient temperature unless otherwise specified. Single phase, half wave, 60HZ, resistive or inductive load. For capacitive load, derate current by 20%.

Type Number	Symbols	1N5391G	1N5392G	1N5393G	1N5395G	1N5396G	1N5398G	1N5399G	Units
Maximum Recurrent Peak Reverse Voltage	V_{RRM}	50	100	200	400	600	800	1000	Volts
Maximum RMS Voltage	V_{RMS}	35	70	140	280	420	560	700	Volts
Maximum DC Blocking Voltage	V_{DC}	50	100	200	400	600	800	1000	Volts
Maximum Average Forward Rectified Current at $T_A=25^\circ\text{C}$	$I_{(AV)}$	1.5							Amp
Peak Forward Surge Current, 8.3ms single half-sine-wave superimposed on rated load (JEDEC method)	I_{FSM}	50							Amp
Maximum Forward Voltage at 1.5A and $T_A=25^\circ\text{C}$	V_F	1.0							Volts
Maximum DC reverse current at rated DC blocking voltage per $T_J=25^\circ\text{C}$ and $T_J=100^\circ\text{C}$	I_R	5.0 100							uAmp
Typical Junction Capacitance (Note 1)	C_J	30							pF
Typical Thermal Resistance (Note 2)	$R_{\theta JA}$	65							°C/W
Operating and Storage Temperature Range	T_J T_{stg}	-55 to +150 -55 to +150							°C

NOTES:

1. Measured at 1 MHz and Applied Reverse Voltage of 4.0 Volts D.C.
2. Thermal Resistance from Junction to Ambient .375" (9.5mm) Lead Length.

RATINGS AND CHARACTERISTIC CURVES
FIG.1-TYPICAL FORWARD CHARACTERISTICS

FIG.2-TYPICAL FORWARD CURRENT DERATING CURVE

FIG.3 - TYPICAL REVERSE CHARACTERISTICS

FIG.4-MAXIMUM NON-REPETITIVE FORWARD SURGE CURRENT


Disclaimer

DACO Semiconductor reserves the right to make modifications, enhancements, improvements, corrections, or other changes to this document and any product described herein without prior notice. For the most up-to-date version, please visit our website.

DACO Semiconductor makes no warranty, representation, or guarantee regarding the suitability of its products for any particular purpose, nor does DACO Semiconductor assume any liability arising out of the application or use of any product or circuit, and specifically disclaims any liability, including without limitation special, consequential or incidental damages.

Purchasers are responsible for its products and applications using DACO Semiconductor products, including compliance with all laws, regulations, and safety requirements or standards, regardless of any support or application information provided by DACO Semiconductor. "Typical" parameters that may be provided in DACO Semiconductor datasheets and/or specifications can and do vary in different applications and actual performance may vary over time. All operating parameters, including "Typical" must be validated for each customer application by the customer's technical experts.

DACO Semiconductor products are not designed, authorized, or warranted to be suitable for use in life support, life-critical or safety-critical systems, or equipment, nor in applications where failure or malfunction of DACO Semiconductor's product can reasonably be expected to result in personal injury, death or severe property or environmental damage. DACO Semiconductor accepts no liability for the inclusion and/or use of DACO Semiconductor's products in such equipment or applications and therefore such inclusion and/or use is at the customer's own risk.

Purchasers who buy or use DACO Semiconductor products for any unintended or unauthorized applications are required to indemnify and absolve DACO Semiconductor, its suppliers, and distributors from any claims, costs, damages, expenses, and reasonable attorney fees arising out of, directly or indirectly, any claim of personal injury or death associated with such unintended or unauthorized use, even if such claim alleges that DACO Semiconductor was negligent regarding the design or manufacture of the part.

No part of this publication may be reproduced or transmitted in any form or by any means, electronic or mechanical, including photocopying and recording, or by any information storage and retrieval system, or otherwise, without the prior written permission of DACO Semiconductor Co., Ltd.