



**SCHOTTKY DIODE MODULE TYPES 80A**

**Features**

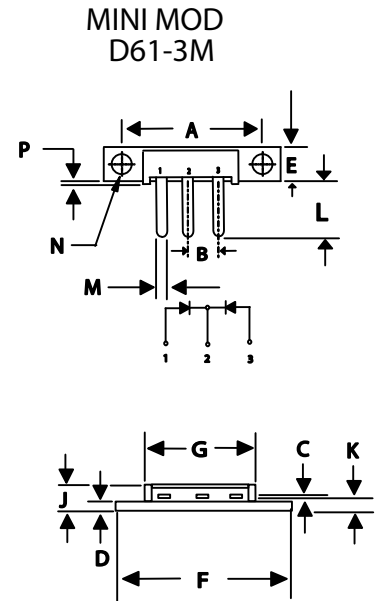
High Surge Capability  
Types Up to 100 V  $V_{RRM}$

**80 Amp Rectifier  
20-100 Volts**

**Maximum Ratings**

Operating Temperature: -55 °C to +150 °C  
Storage Temperature: -55 °C to +150 °C

Part Number	Maximum Recurrent Peak Reverse Voltage	Maximum RMS Voltage	Maximum DC Blocking Voltage
FST8320M	20V	14V	20V
FST8330M	30V	21V	30V
FST8335M	35V	25V	35V
FST8340M	40V	28V	40V
FST8345M	45V	32V	45V
FST8360M	60V	42V	60V
FST8380M	80V	56V	80V
FST83100M	100V	70V	100V



**Electrical Characteristics @ 25 °C Unless Otherwise Specified**

Average Forward Current (Per pkg)	$I_{F(AV)}$	80A	$T_C=125^{\circ}C$
Peak Forward Surge Current (Per leg)	$I_{FSM}$	600A	8.3ms , half sine
Maximum Instantaneous Forward Voltage (Per leg)	$V_F$	0.72V 0.78V 0.84V	$I_{FM}=40 A; T_J=25^{\circ}C$
Maximum Instantaneous Reverse Current At Rated DC Blocking Voltage (Per leg)	$I_R$	1mA 10mA 30mA	$T_J = 25^{\circ}C$ $T_J = 100^{\circ}C$ $T_J = 150^{\circ}C$
Maximum Thermal Resistance Junction To Case (Per leg)	$R_{\theta jc}$	1.10 °C/W	

DIM	INCHES		MM		NOTE
	MIN	MAX	MIN	MAX	
A	1.180	1.195	29.97	30.35	
B	.200	NOM	5.08	NOM	2PL
C	.027	.037	0.69	0.94	
D	.088	.098	2.24	2.49	
E	.350	.370	8.89	9.40	
F	1.490	1.510	37.85	38.35	
G	.695	.715	17.65	18.16	
J	.24	.26	6.1	6.6	
K	.115	.135	2.92	3.43	
L	.457	.477	11.61	12.12	
M	.065	.085	1.65	2.16	
N	.151	.161	3.84	4.09	∅
P	.015	.025	0.38	0.64	

NOTE :

(1) Pulse Test: Pulse Width 300  $\mu$  sec. Duty Cycle < 2%



Figure .1- Typical Forward Characteristics

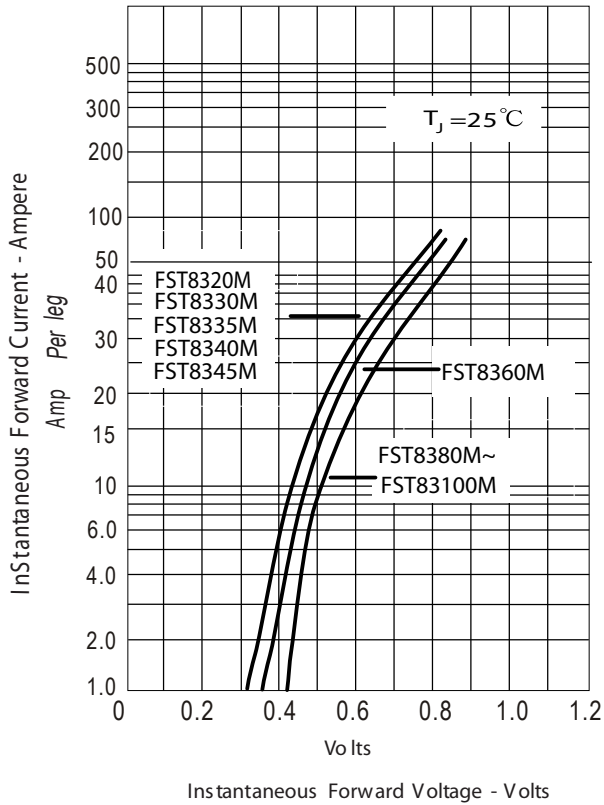


Figure .2- Forward Derating Curve

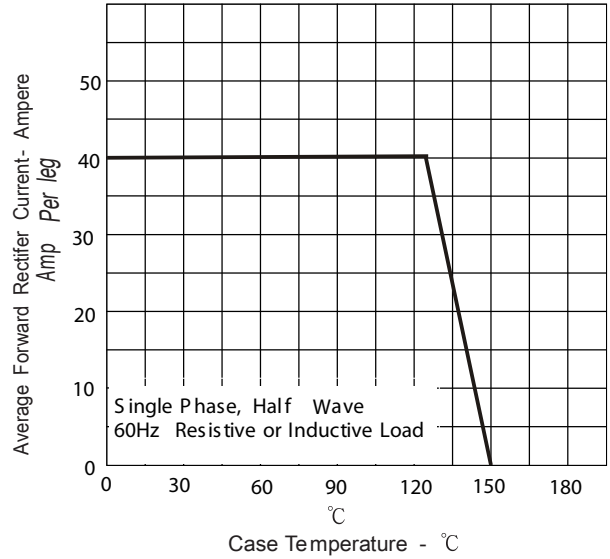


Figure.3-Peak Forward Surge Current

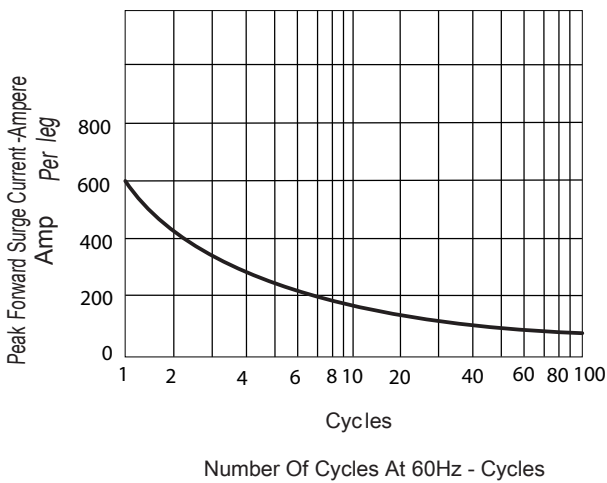


Figure .4- Typical Reverse Characteristics

