



SCHOTTKY DIODE MODULE TYPES 60A

Features

High Surge Capability
Types Up to 200 V V_{RRM}

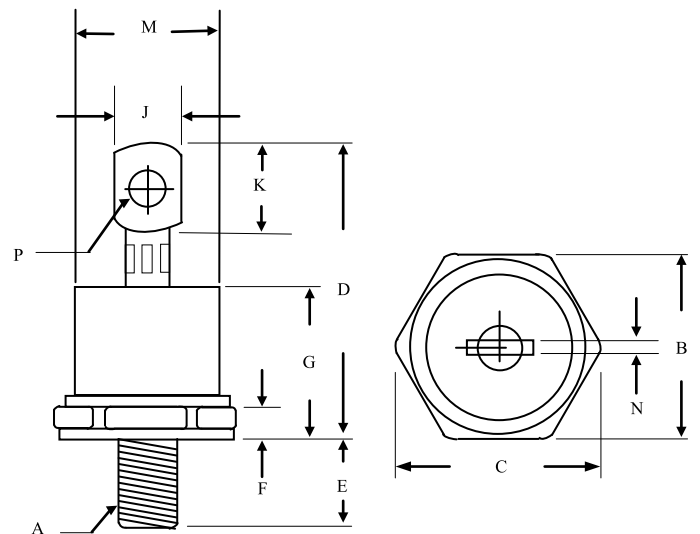
**60Amp Rectifier
150-200 Volts**

DO - 5 (DO -203AB)

Maximum Ratings

Operating Temperature: -55°C to $+150^{\circ}\text{C}$
Storage Temperature: -55°C to $+150^{\circ}\text{C}$

Part Number	Maximum Recurrent Peak Reverse Voltage	Maximum RMS Voltage	Maximum DC Blocking Voltage
MBR60150(R)	150 V	106 V	150 V
MBR60200(R)	200 V	141 V	200 V



Electrical Characteristics @ 25°C Unless Otherwise Specified

Average Forward Current (Per pkg)	$I_{F(AV)}$	60A	$TC=125^{\circ}\text{C}$
Peak Forward Surge Current	I_{FSM}	900A	8.3ms, half sine
Maximum Instantaneous Forward Voltage 150V 200V	V_F	0.88V 0.92V	$I_{FM}=60\text{ A}; T_J=25^{\circ}\text{C}$
Maximum Instantaneous Reverse Current At Rated DC Blocking Voltage NOTE (1)	I_R	3mA 10mA 20mA	$T_J = 25^{\circ}\text{C}$ $T_J = 100^{\circ}\text{C}$ $T_J = 150^{\circ}\text{C}$
Maximum Thermal Resistance Junction To Case	$R_{\theta jc}$	1.20°C/W	
Mounting torque	Inch pounds (in-pb)	30	

Marking Notes:

1. R= Stud Reverse Polarity : Anode to Stud
2. None = Stud normal Polarity : Cathode to Stud

DIM	Inches		Millimeters	
	Min	Max	Min	Max
A	1/4-28 UNF			
B	0.669	0.687	17.19	17.44
C	—	0.794	—	20.16
D	—	1.020	—	25.91
E	0.422	0.453	10.72	11.50
F	0.115	0.200	2.93	5.08
G	—	0.460	—	11.68
J	—	0.280	—	7.00
K	0.236	—	6.00	—
M	—	0.589	—	14.96
N	—	0.063	—	1.60
P	0.140	0.175	3.56	4.45

NOTE :

(1) Pulse Test: Pulse Width 300 μ sec. Duty Cycle < 2%



Figure .1- Typical Forward Characteristics

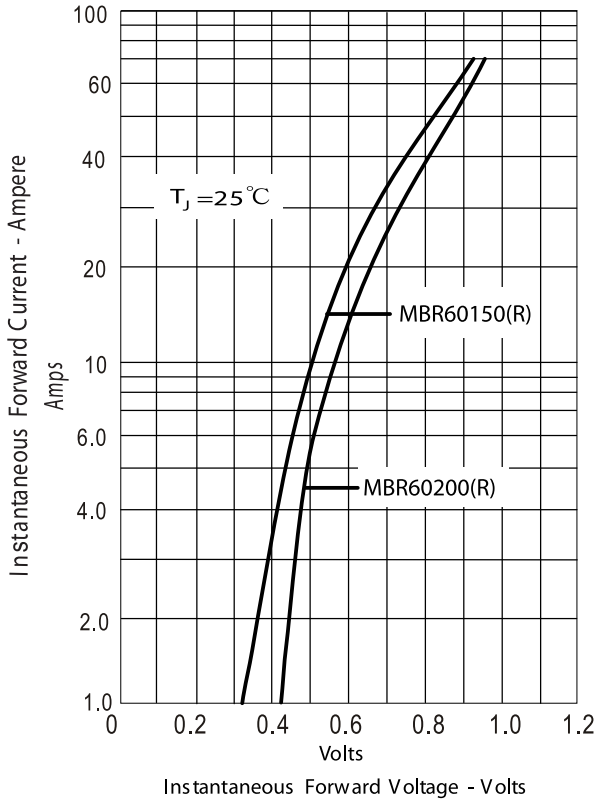


Figure .2- Forward Derating Curve

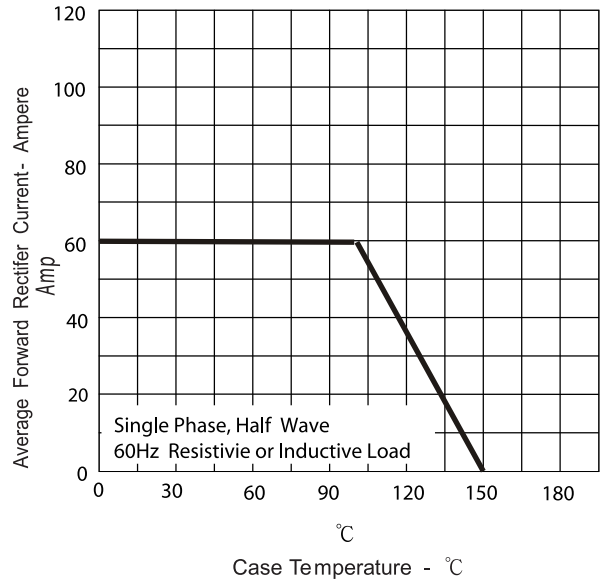


Figure.3-Peak Forward Surge Current

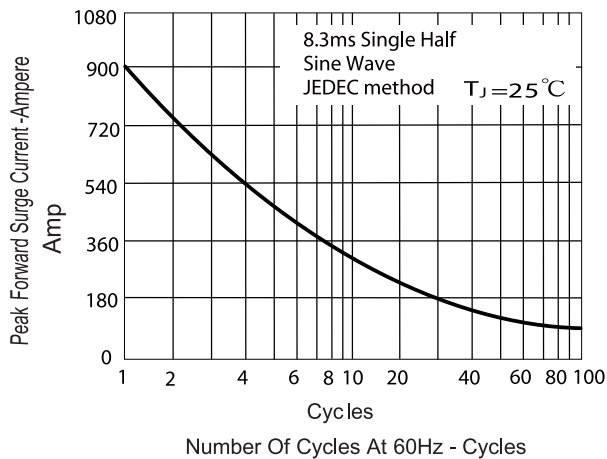


Figure .4- Typical Reverse Characteristics

