

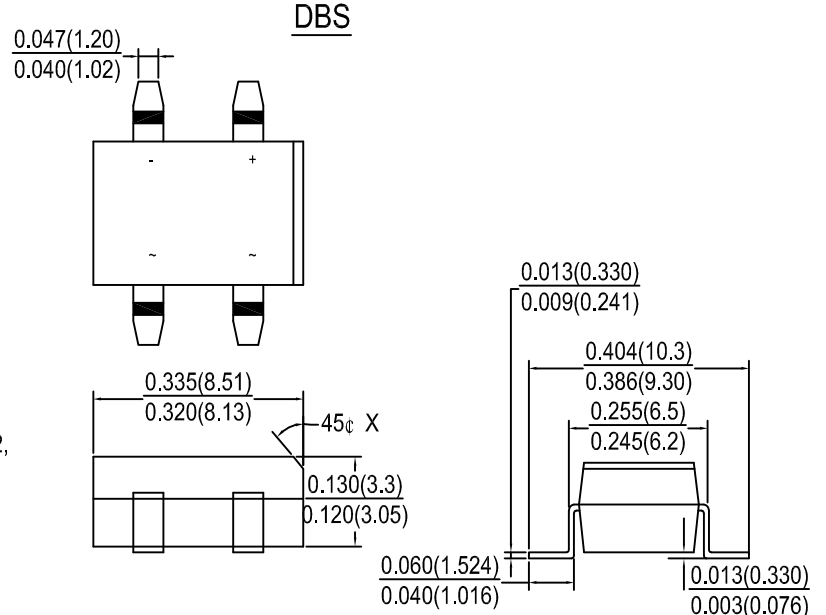
**SINGLE PHASE GLASS PASSIVATED BRIDGE RECTIFIERS**

**FEATURES:**

- Ideal for printed circuit board
- Reliable low cost construction utilizing molded plastic technique
- High surge current capability
- Small size, simple installation

**MECHANICAL DATA**

Case : Molded plastic  
 Terminals : Plated terminals, solderable per MIL-STD-202, Method 208  
 Polarity : Polarity symbols marked on body  
 Mounting Position : Any  
 Handling Precaution : None




UL NO : E181321

Dimension in inches and (millimeters)

**MAXIMUM RATINGS AND ELECTRICAL CHARACTERISTICS**

Rating at 25° C ambient temp. temperatur unless otherwise specified.  
 Single phase, half sine, wave, 60 Hz, resistive or inductive load.  
 For capacitive load, derate current by 20 %.

CHARACTERISTIC	SYMBOL	DB 101 GS	DB 102 GS	DB 103 GS	DB 104 GS	DB 105 GS	DB 106 GS	DB 107 GS	UNITS
Maximum recurrent peak reverse voltage	VRRM	50	100	200	400	600	800	1000	Volts
Maximum RMS voltage	VRMS	35	70	140	280	420	560	700	Volts
Maximum DC blocking voltage	VDC	50	100	200	400	600	400	1000	Volts
Maximum average forward rectified current at Ta=40° C	I(AV)	1.0							Amps
Peak forward surge current 8.3mm single half sine-wave superimposed on rated load(JEDEC Method) Ta=75° C	IFSM	30							Amps
Maximum instantaneous forward voltage drop at 1.0 A	VF	1.1							Volts
Maximum DC reverse current Ta=25° C at rated DC blocking voltage Ta=125° C	IR	5.0 500.0							$\mu$ A
Typical junction capacitance	CJ	25							pF
Typical thermal resistance	Rth-JA	20.0							° C/W
Operating junction ,and storage temperature range	TJ,TSTG	-55 to +150							° C



## RATING AND CHARACTERISTIC CURVES

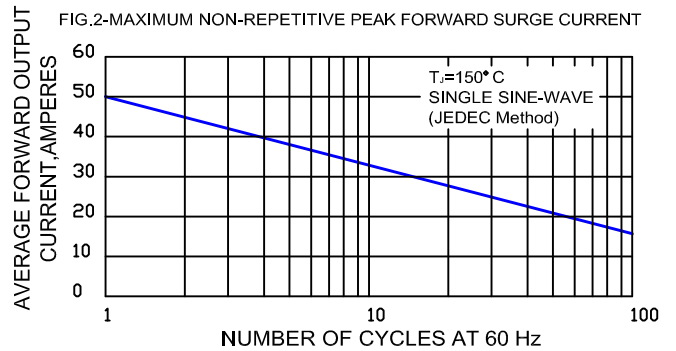
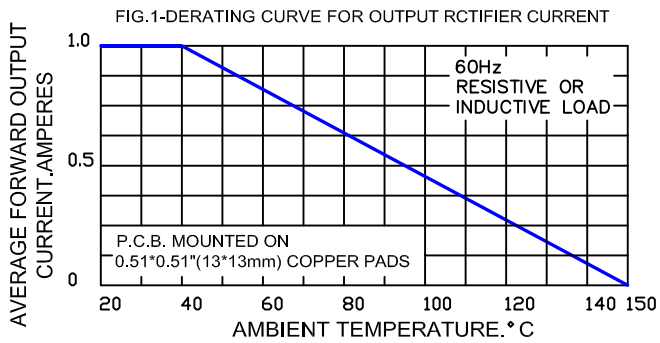


FIG.3-TYPICAL REVERSE LEAKAGE CHARACTERISTICS PER BRIDGE ELEMENT

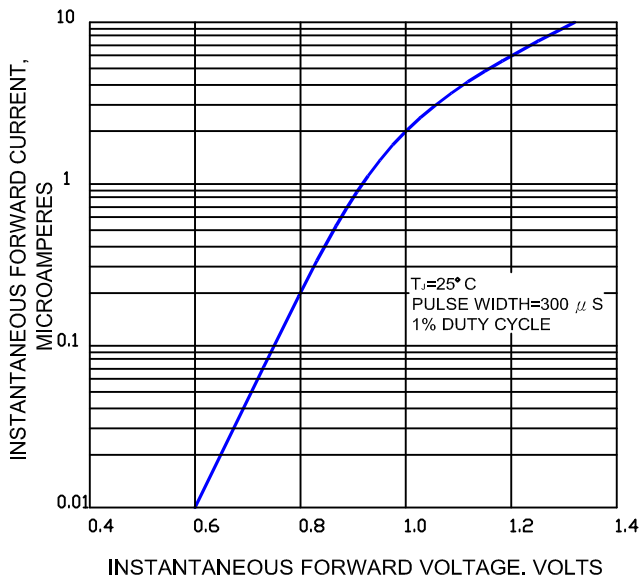


FIG.4-TYPICAL FORWARD CHARACTERISTICS PER BRIDGE ELEMENT

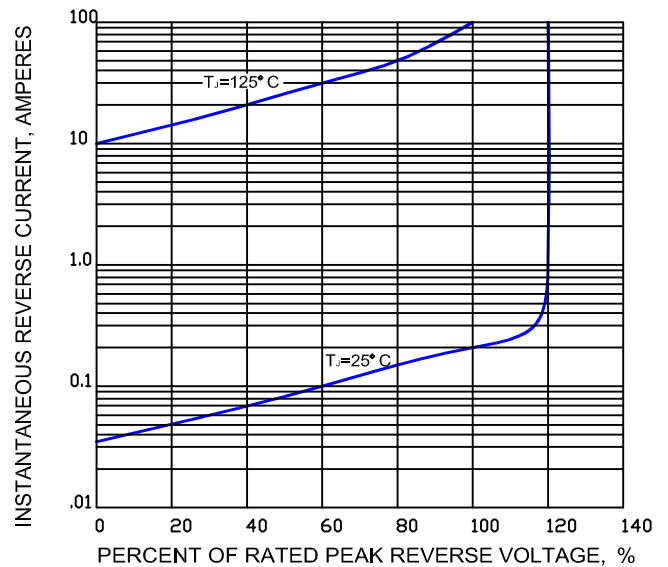
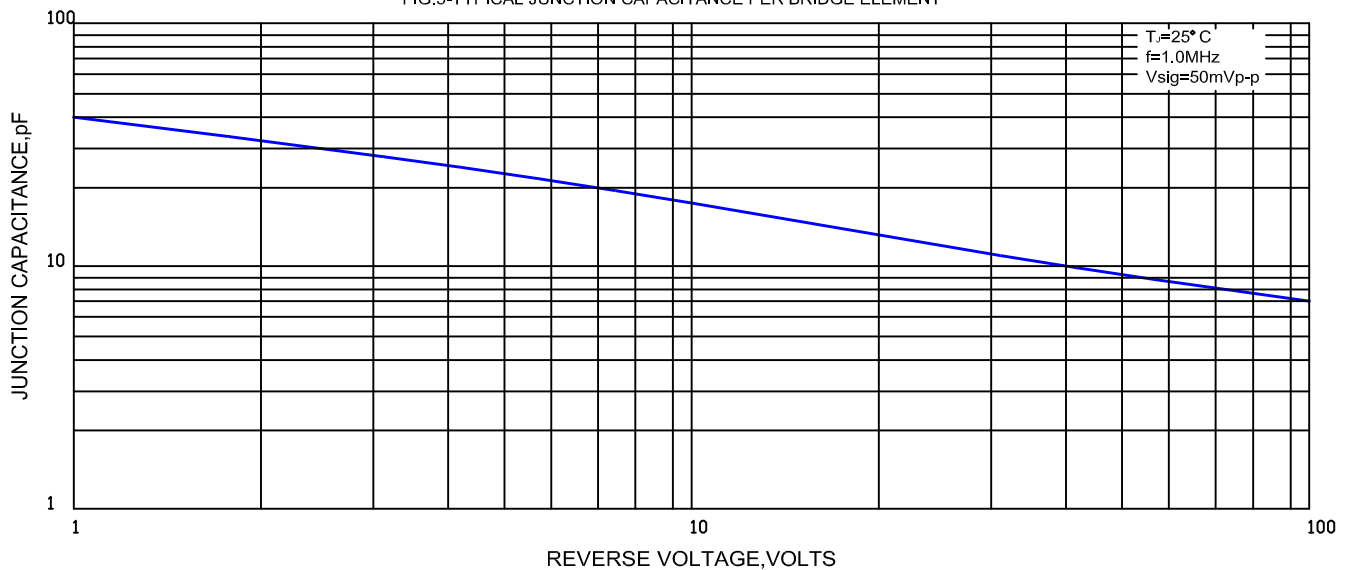


FIG.5-TYPICAL JUNCTION CAPACITANCE PER BRIDGE ELEMENT





## **Disclaimer**

DACO Semiconductor reserve the right to make modifications, enhancements, improvements, corrections or other changes without further notice to this document and any product described herein.

DACO Semiconductor makes no warranty, representation or guarantee regarding the suitability of its products for any particular purpose, nor does DACO Semiconductor assume any liability arising out of the application or use of any product or circuit, and specifically disclaims any and all liability, including without limitation special, consequential or incidental damages.

Purchasers is responsible for its products and applications using DACO Semiconductor products, including compliance with all laws, regulations and safety requirements or standards, regardless of any support or applications information provided by DACO Semiconductor. "Typical" parameters which may be provided in DACO Semiconductor data sheets and/or specifications can and do vary in different applications and actual performance may vary over time. All operating parameters, including "Typicals" must be validated for each customer application by customer's technical experts.

DACO Semiconductor products are not designed, authorized or warranted to be suitable for use in life support, life-critical or safety-critical systems or equipment, nor in applications where failure or malfunction of DACO Semiconductor's product can reasonably be expected to result in personal injury, death or severe property or environmental damage. DACO Semiconductor accept no liability for inclusion and/or use of DACO Semiconductor's products in such equipment or applications and therefore such inclusion and/or use is at the customer's own risk.

Purchasers buy or use DACO Semiconductor products for any such unintended or unauthorized application, Purchasers shall indemnify and hold DACO Semiconductor and its suppliers and distributors harmless against all claims, costs, damages, and expenses, and reasonable attorney fees arising out of, directly or indirectly, any claim of personal injury or death associated with such unintended or unauthorized use, even if such claim alleges that DACO Semiconductor was negligent regarding the design or manufacture of the part.

No part of this publication may be reproduced or transmitted in any form or by any means, electronic or mechanical, including photocopying and recording, or any information storage or retrieval system, or otherwise, without the prior written permission of DACO Semiconductor Co., Ltd.